



lpm_rom (ROM)

[Parameterized ROM Megafunction](#)

Altera recommends that you use the `lpm_rom` function to implement all ROM functions. The `lpm_rom` function is available only for [ACEX 1k](#) and [FLEX 10K devices](#).



The MAX+PLUS II Compiler automatically implements suitable portions of this function in [EABs](#) in ACEX 1K and FLEX 10K devices. Therefore, it is not necessary to use the [Implement in EAB](#) logic option for this function, and doing so may cause warning messages to appear.

Altera also recommends instantiating this function as described in [Creating a Custom Megafunction Variation with the MegaWizard Plug-In Manager](#).

You can use the **genmem** utility to create a simulation model for this function for use in third-party simulators. Type `genmem -h` at a DOS or UNIX prompt for information on how to use this utility.

AHDL Function Prototype (port name and order also apply to Verilog HDL):


```
FUNCTION lpm_rom (address[LPM_WIDTHAD-1..0], inclock, outclock, memenab)
  WITH (LPM_WIDTH, LPM_WIDTHAD, LPM_NUMWORDS, LPM_FILE, LPM_ADDRESS_CONTROL, LPM_OUTDATA)
  RETURNS (q[LPM_WIDTH-1..0]);
```

VHDL Component Declaration:

```
COMPONENT lpm_rom
  GENERIC (LPM_WIDTH: POSITIVE;
    LPM_TYPE: STRING := "LPM_ROM";
    LPM_WIDTHAD: POSITIVE;
    LPM_NUMWORDS: NATURAL := 0;
    LPM_FILE: STRING;
    LPM_ADDRESS_CONTROL: STRING := "REGISTERED";
    LPM_OUTDATA: STRING := "REGISTERED";
    LPM_HINT: STRING := "UNUSED");
  PORT (address: IN STD_LOGIC_VECTOR(LPM_WIDTHAD-1 DOWNTO 0);
    inclock: IN STD_LOGIC := '0';
    outclock: IN STD_LOGIC := '0';
    memenab: IN STD_LOGIC := '1';
    q: OUT STD_LOGIC_VECTOR(LPM_WIDTH-1 DOWNTO 0));
END COMPONENT;
```

Ports:

INPUTS




Port Name	Required	Description	Comments
<code>address[]</code>	Yes	Address input to the memory.	Input port <code>LPM_WIDTHAD</code> wide.
<code>inclock</code>	No	Clock for input registers .	The <code>address[]</code> port is synchronous (registered) when the <code>inclock</code> port is connected, and is asynchronous (unregistered) when the <code>inclock</code> port is not connected.
<code>outclock</code>	No	Clock for output registers.	The addressed memory content-to- <code>q[]</code> response is synchronous when the <code>outclock</code> port is connected, and is asynchronous when it is not connected.
 <code>memenab</code>	No	Memory enable input.	High = data output on <code>q[]</code> , Low = high-impedance outputs

OUTPUTS

Port Name	Required	Description	Comments
<code>q[]</code>	Yes	Output of memory.	Output port <code>LPM_WIDTH</code> wide.

Parameters:

Parameter	Type	Required	Description
-----------	------	----------	-------------

LPM_WIDTH		Integer	Yes	Width of the <code>q[]</code> port.
LPM_WIDTHHAD		Integer	Yes	Width of the <code>address[]</code> port. <code>LPM_WIDTHHAD</code> should be (but is not required to be) equal to $\text{LOG}_2(\text{LPM_NUMWORDS})$. If <code>LPM_WIDTHHAD</code> is too small, some memory locations will not be addressable. If it is too large, the addresses that are too high will return undefined logic levels .
LPM_NUMWORDS		Integer	No	Number of words stored in memory. In general, this value should be (but is not required to be) $2^{\text{LPM_WIDTHHAD}-1} < \text{LPM_NUMWORDS} \leq 2^{\text{LPM_WIDTHHAD}}$. If omitted, the default is $2^{\text{LPM_WIDTHHAD}}$.
LPM_FILE		String	Yes	Name of the Memory Initialization File (.mif) or Hexadecimal (Intel-Format) File (.hex) containing ROM initialization data (" <code><filename></code> "), or "UNUSED" .
LPM_ADDRESS_CONTROL		String	No	Values are "REGISTERED", "UNREGISTERED", and "UNUSED" . Indicates whether the <code>address</code> port is registered. If omitted, the default is "REGISTERED".
LPM_OUTDATA		String	No	Values are "REGISTERED", "UNREGISTERED", and "UNUSED" . Indicates whether the <code>q</code> and <code>eq</code> ports are registered. If omitted, the default is "REGISTERED".
LPM_HINT		String	No	Allows you to specify Altera-specific parameters in VHDL Design Files . The default is "UNUSED" .
LPM_TYPE		String	No	Identifies the LPM entity name in VHDL Design Files.

Function:

Synchronous Read from Memory

OUTCLOCK	MEMENAB	Function
X	L	<code>q[]</code> output is high impedance (memory not enabled).
not ~	H	No change in output.
~	H	The output register is loaded with the contents of the memory location pointed to by <code>address[]</code> . <code>q[]</code> outputs the contents of the output register.

Asynchronous Memory Operations

Totally asynchronous memory operations occur when neither `inclock` nor `outclock` is connected. The output `q[]` is asynchronous and reflects the data in the memory to which `address[]` points.

MEMENAB	Function Note 1
L	<code>q[]</code> output is high-impedance (memory not enabled).
H	The memory location pointed to by <code>address[]</code> is read.

Resource Usage:

Uses one [embedded cell](#) per [memory bit](#).

See also:

- [Implementing RAM & ROM \(AHDL\)](#)
- [Implementing RAM & ROM \(VHDL\)](#)
- [Implementing RAM & ROM \(Verilog HDL\)](#)
- [Initializing RAM or ROM](#)
- [Megafunctions/LPM](#)